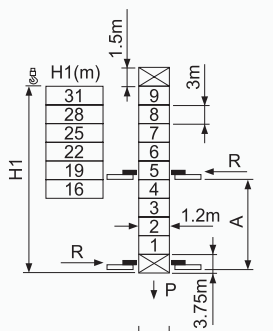
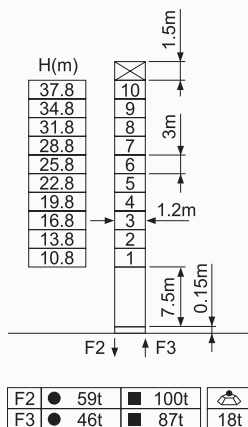
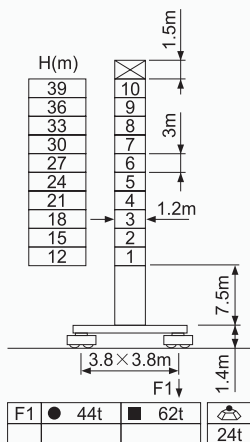


JT55 E2.5

钩底高度 Height under hook

S24



※ 请联系我们 Please consult us.

● 工作状态 In service F 反力 Reactions ■ 非工作状态 Out of service ⚖️ 自重 Without load and ballast with longest jib and maximum height

JT55 E2.5

负荷特性 Load diagrams

				20m	22m	25m	27m	30m	32m	35m	37m	40m	42m
42m Jib	2-falls	2.5t → 1.75m - 19.6m	t	2.45	2.20	1.90	1.70	1.50	1.40	1.25	1.15	1.05	1.00

				20m	22m	25m	27m	30m	32m	35m	37m	40m
40m Jib	2-falls	2.5t → 1.75m - 20.1m	t	2.50	2.25	1.95	1.75	1.55	1.45	1.30	1.20	1.10

				20m	22m	25m	27m	30m	32m	35m
35m Jib	2-falls	2.5t → 1.75m - 21.3m	t	2.50	2.40	2.10	1.90	1.70	1.55	1.40

				20m	22m	25m	27m	30m
30m Jib	2-falls	2.5t → 1.75m - 21.5m	t	2.50	2.45	2.10	1.90	1.70

				20m	22m	25m
25m Jib	2-falls	2.5t → 1.75m - 22.4m	t	2.50	2.50	2.20

				20m
20m Jib	2-falls	2.5t → 1.75m - 20m	t	2.50

JT55 E2.5

机构 Mechanisms

		m/min	t	kW	绕绳量 Rope length
△ 起升 Hoisting	15PC13	7.1	2.5	11kW	130m >130m※
		21	2.5		
		42	1.3		
	25PC13	7.9	2.5	18kW	229m >229m※
		31.5	2.5		
		63	1.3		
	20LVF13	0~28	2.5	15kW	230m >230m※
		0~40	1.5		
		0~50	1.0		

变幅 Trolleying	3D2V5	21~42m/min	2.2kW
回转 Slewing	RCV40	0~0.8r/min	4.5kW
行走 Traveling	RT324.TVF	0~28m/min	2×5.2kW

380V(+5%) 50Hz	15PC13:25kVA 25PC13:35kVA 20LVF13:30kVA
----------------	---

※ 请联系我们 Please consult us.

△ 可选 Option